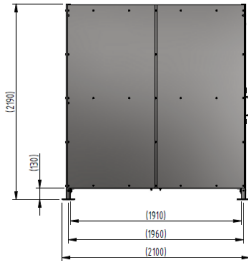
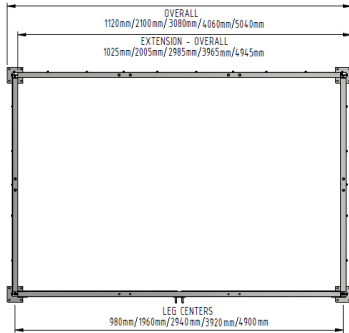




EM1 Shelter

Galvanised Steel Frame – Galvanised Galvanised Clad with Mesh Doors



The EM1 variant of the Eaton shelter is a free-standing shelter with Mesh Doors lockable by padlock (not included) designed for on site assembly, constructed from galvanised mild steel.

Width of 2m, with lengths from 1-5m, extension bays can be added to achieve the desired shelter length.

Bolt down as standard.

Uses

- | | | |
|---|--|---|
| <input type="checkbox"/> Cycle | <input type="checkbox"/> Waiting/Passenger | <input type="checkbox"/> Smoking/Vaping |
| <input type="checkbox"/> Trolley | <input type="checkbox"/> Walkway/Canopy | <input checked="" type="checkbox"/> Bin Store |
| <input type="checkbox"/> Sport & Spectators | <input type="checkbox"/> Pay & Display/E.V | <input type="checkbox"/> Youth |



Part Number	Description	Weight (kg)
138 204 750	EM1 Shelter 1m	219kg
138 204 751	EM1 Shelter 2m	283kg
138 204 752	EM1 Shelter 3m	335kg
138 204 753	EM1 Shelter 4m	419kg
138 204 754	EM1 Shelter 5m	472kg
138 204 755	EM1 Shelter 1m extension bay	
138 204 756	EM1 Shelter 2m extension bay	
138 204 757	EM1 Shelter 3m extension bay	
138 204 758	EM1 Shelter 4m extension bay	
138 204 759	EM1 Shelter 5m extension bay	

Product details

- Height - 2190mm
- Width - 2100mm overall
- Length - 1m, 2m, 3m, 4m, 5m and extensions
- Square flange plate - 140mm x 140mm x 10mm
- Each flange plate requires 4 bolts
- 1mm galvanised steel panels

Installation & use

This product is guaranteed for 12 months (if installed and used correctly)
 Each shelter leg requires bolting down to a suitable concrete surface, using expanding anchor bolts
 The area surrounding the installation must be flat and level with no nearby surface irregularities or gradient changes
 On-site assembly requires construction skill



www.autopa.co.uk
 +44 (0)1788 550556

AUTOPA Limited
 Cottage Leap, Rugby, Warwickshire CV21 3XP






EM1 Shelter Galvanised Steel Frame – Galvanised Galvanised Clad with Mesh Doors



2 x 1
138 204 750



2 x 2
138 204 751



2 x 3
138 204 752



2 x 4
138 204 753



2 x 5
138 204 754



www.autopa.co.uk
+44 (0)1788 550556

AUTOPA Limited
Cottage Leap, Rugby, Warwickshire CV21 3XP

