
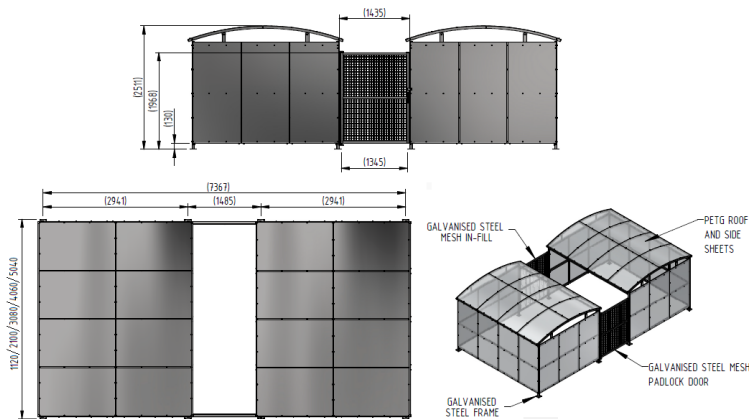




# DCC1 Compound Galvanised Steel Frame PETG Sheet Clad with Mesh Doors



The DCC1 is the compound variant of the Dodford Shelter, and is a free-standing shelter with a Mesh Door lockable by padlock (not included) designed for on site assembly. Constructed from galvanised mild steel, complete with a 4mm PETG clear sheet curved roof and end panels.

Width of 7m, with lengths from 1-5m, extension bays can be added to achieve the desired shelter length.

Bolt down as standard.

### Uses

- |   |  |   |
|---|--|---|
| <input checked="" type="checkbox"/> Cycle   | <input type="checkbox"/> Waiting/Passenger | <input type="checkbox"/> Smoking/Vaping |
| <input type="checkbox"/> Trolley            | <input type="checkbox"/> Walkway/Canopy    | <input type="checkbox"/> Bin Store      |
| <input type="checkbox"/> Sport & Spectators | <input type="checkbox"/> Pay & Display/E.V | <input type="checkbox"/> Youth          |



Part Number	Description	Weight (kg)
138 200 880	DCC1 Compound 1m	662kg
138 200 881	DCC1 Compound 2m	814kg
138 200 882	DCC1 Compound 3m	966kg
138 200 883	DCC1 Compound 4m	1118kg
138 200 884	DCC1 Compound 5m	1272kg
138 200 885	DCC1 Compound 1m extension bay	
138 200 886	DCC1 Compound 2m extension bay	
138 200 887	DCC1 Compound 3m extension bay	
138 200 888	DCC1 Compound 4m extension bay	
138 200 889	DCC1 Compound 5m extension bay	

### Product details

- Height – 2511mm
- Width – 7367mm
- Length – 1m, 2m, 3m, 4m, 5m and extensions
- Square flange plate - 140mm x 140mm x 10mm
- Each flange plate requires 4 bolts
- 4mm PETG clear sheet

### Installation & use

This product is guaranteed for 12 months (if installed and used correctly)  
Each shelter leg requires bolting down to a suitable concrete surface, using expanding anchor bolts  
The area surrounding the installation must be flat and level with no nearby surface irregularities or gradient changes  
On-site assembly requires construction skill




[www.autopa.co.uk](http://www.autopa.co.uk)  
+44 (0)1788 550556

AUTOPA Limited  
Cottage Leap, Rugby, Warwickshire CV21 3XP





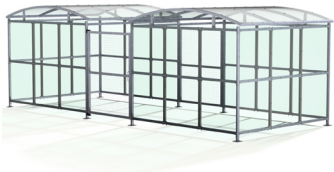
# DCC1 Compound Galvanised Steel Frame PETG Sheet Clad with Mesh Doors



7 x 1  
138 200 880



7 x 2  
138 200 881



7 x 3  
138 200 882



7 x 4  
138 200 883



7 x 5  
138 200 884



[www.autopa.co.uk](http://www.autopa.co.uk)  
+44 (0)1788 550556

AUTOPA Limited  
Cottage Leap, Rugby, Warwickshire CV21 3XP

