
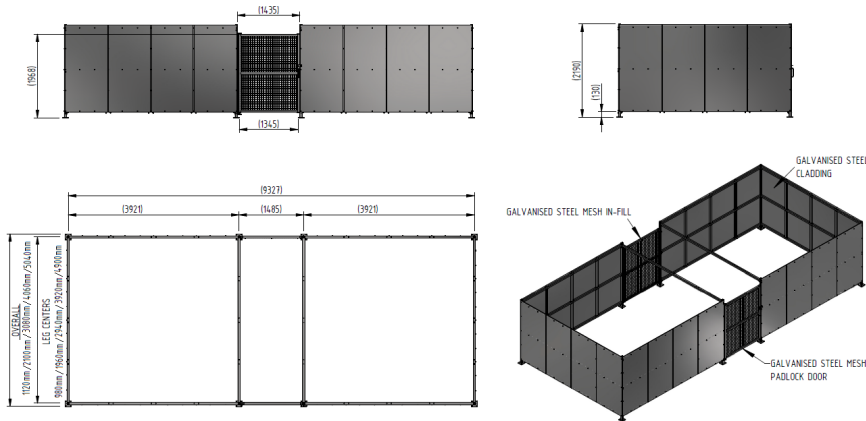




GMC1 Compound Galvanised Steel Frame Galvanised Sheet Clad with Mesh Doors



The GMC1 is a compound variant of the Groby Shelter, and is a free-standing shelter with a Mesh Door lockable by padlock (not included) designed for on site assembly. Constructed from galvanised mild steel, complete with galvanised sheet panels.

Width of 9m, with lengths from 1-5m, extension bays can be added to achieve the desired shelter length.

Bolt down as standard.

Uses

- | | | |
|---------------------------------------------|--------------------------------------------|-----------------------------------------------|
| <input type="checkbox"/> Cycle | <input type="checkbox"/> Waiting/Passenger | <input type="checkbox"/> Smoking/Vaping |
| <input type="checkbox"/> Trolley | <input type="checkbox"/> Walkway/Canopy | <input checked="" type="checkbox"/> Bin Store |
| <input type="checkbox"/> Sport & Spectators | <input type="checkbox"/> Pay & Display/E.V | <input type="checkbox"/> Youth |



Part Number	Description	Weight (kg)
138 204 850	GMC1 Compound 1m	726kg
138 204 851	GMC1 Compound 2m	801kg
138 204 852	GMC1 Compound 3m	877kg
138 204 853	GMC1 Compound 4m	953kg
138 204 854	GMC1 Compound 5m	1031kg
138 204 855	GMC1 Compound 1m extension bay	
138 204 856	GMC1 Compound 2m extension bay	
138 204 857	GMC1 Compound 3m extension bay	
138 204 858	GMC1 Compound 4m extension bay	
138 204 859	GMC1 Compound 5m extension bay	

Product details

- Height – 2190mm
- Width – 9327mm overall
- Length – 1m, 2m, 3m, 4m, 5m and extensions
- Square flange plate - 140mm x 140mm x 10mm
- Each flange plate requires 4 bolts
- 1mm galvanised steel panels

Installation & use

This product is guaranteed for 12 months (if installed and used correctly)
Each shelter leg requires bolting down to a suitable concrete surface, using expanding anchor bolts
The area surrounding the installation must be flat and level with no nearby surface irregularities or gradient changes
On-site assembly requires construction skill




www.autopa.co.uk
+44 (0)1788 550556

AUTOPA Limited
Cottage Leap, Rugby, Warwickshire CV21 3XP







GMC1 Compound Galvanised Steel Frame Galvanised Sheet Clad with Mesh Doors



9 x 1
138 204 850



9 x 2
138 204 851



9 x 3
138 204 852



9 x 4
138 204 853



9 x 5
138 204 854



www.autopa.co.uk
+44 (0)1788 550556

AUTOPA Limited
Cottage Leap, Rugby, Warwickshire CV21 3XP

